


**D.C. BOARD OF ELECTIONS
MONTHLY REPORT OF VOTER REGISTRATION STATISTICS**




**CITYWIDE REGISTRATION SUMMARY
AS OF JUNE 30, 2019**

WARD	DEM	REP	STG	LIB	OTH	NP	TOTALS
1	49,623	3,152	633	250	194	12,542	66,394
2	33,654	5,964	258	255	165	11,916	52,212
3	40,994	6,328	364	226	147	12,036	60,095
4	51,407	2,279	545	145	172	9,657	64,205
5	56,418	2,590	624	210	251	10,691	70,784
6	60,627	8,137	531	388	252	15,650	85,585
7	51,099	1,396	450	107	205	7,773	61,030
8	49,778	1,586	489	116	210	8,607	60,786
TOTALS	393,600	31,432	3,894	1,697	1,596	88,872	521,091
<i>Percentage By Party</i>	<i>75.53%</i>	<i>6.03%</i>	<i>.75%</i>	<i>.33%</i>	<i>.31%</i>	<i>17.05%</i>	<i>100.00%</i>

District of Columbia
BOARD OF ELECTIONS
Monthly Report
of
VOTER REGISTRATION STATISTICS
and
REGISTRATION TRANSACTIONS
as of the end of
JUNE 30, 2019
Covering Citywide Totals by:
WARD, PRECINCT AND PARTY



1015 Half Street SE Suite 750
 Washington, DC 20003
 (202) 727-2525
<http://www.dcboe.org>




D.C. BOARD OF ELECTIONS
MONTHLY REPORT OF VOTER REGISTRATION STATISTICS



WARD 1 REGISTRATION SUMMARY
AS OF JUNE 30, 2019

PRECINCT	DEM	REP	STG	LIB	OTH	NP	TOTALS
20	1,851	39	9	6	7	327	2,239
22	4,162	444	27	21	14	1,113	5,781
23	3,199	247	45	17	16	872	4,396
24	2,951	281	27	31	10	873	4,173
25	4,230	466	51	25	11	1,163	5,946
35	4,024	213	61	23	12	920	5,253
36	4,632	247	47	18	20	1,103	6,067
37	3,953	197	40	20	25	956	5,191
38	3,130	149	40	16	13	810	4,158
39	4,391	185	71	16	13	1,017	5,693
40	4,036	200	84	14	14	1,079	5,427
41	3,982	211	76	20	19	1,115	5,423
42	1,935	98	26	9	10	517	2,595
43	1,939	71	23	8	7	401	2,449
137	1,208	104	6	6	3	276	1,603
TOTALS	49,623	3,152	633	250	194	12,542	66,394



D.C. BOARD OF ELECTIONS
MONTHLY REPORT OF VOTER REGISTRATION STATISTICS



WARD 2 REGISTRATION SUMMARY
AS OF JUNE 30, 2019

PRECINCT	DEM	REP	STG	LIB	OTH	NP	TOTALS
2	996	179	8	9	9	556	1,757
3	1,853	377	16	16	11	721	2,994
4	2,211	563	12	13	11	887	3,697
5	2,205	616	15	25	12	850	3,723
6	2,527	800	17	20	18	1,346	4,728
13	1,402	233	6	8	6	455	2,110
14	3,162	482	27	27	10	1,053	4,761
15	3,298	394	37	28	13	995	4,765
16	3,682	468	29	27	16	1,031	5,253
17	5,235	663	35	43	25	1,626	7,627
129	2,643	444	13	14	12	1,005	4,131
141	2,672	346	22	12	11	709	3,772
143	1,768	399	21	13	11	682	2,894
TOTALS	33,654	5,964	258	255	165	11,916	52,212



D.C. BOARD OF ELECTIONS
MONTHLY REPORT OF VOTER REGISTRATION STATISTICS



WARD 3 REGISTRATION SUMMARY
AS OF JUNE 30, 2019

PRECINCT	DEM	REP	STG	LIB	OTH	NP	TOTALS
7	1,376	409	11	10	5	607	2,418
8	2,513	619	25	8	9	848	4,022
9	1,292	489	8	10	8	526	2,333
10	1,985	391	20	14	9	732	3,151
11	3,750	825	45	47	18	1,375	6,060
12	504	174	1	5	4	223	911
26	3,187	375	23	14	9	939	4,547
27	2,579	250	21	12	2	598	3,462
28	2,718	463	37	15	15	868	4,116
29	1,448	216	13	11	8	441	2,137
30	1,305	203	10	4	3	326	1,851
31	2,558	307	21	11	12	599	3,508
32	2,914	289	26	9	10	631	3,879
33	3,070	268	27	8	5	710	4,088
34	4,214	438	35	14	10	1,211	5,922
50	2,325	280	18	12	11	569	3,215
136	945	72	8	2	2	277	1,306
138	2,311	260	15	20	7	556	3,169
TOTALS	40,994	6,328	364	226	147	12,036	60,095




D.C. BOARD OF ELECTIONS
MONTHLY REPORT OF VOTER REGISTRATION STATISTICS



WARD 4 REGISTRATION SUMMARY
AS OF JUNE 30, 2019

PRECINCT	DEM	REP	STG	LIB	OTH	NP	TOTALS
45	2,453	68	28	12	6	413	2,980
46	2,952	102	33	10	15	523	3,635
47	3,665	148	42	10	16	789	4,670
48	2,909	132	34	4	4	589	3,672
49	942	45	15	4	8	228	1,242
51	3,454	512	25	11	10	662	4,674
52	1,275	146	9	3	5	238	1,676
53	1,288	74	24	4	4	265	1,659
54	2,460	89	31	4	8	477	3,069
55	2,551	78	21	4	19	460	3,133
56	3,341	103	38	18	12	677	4,189
57	2,614	70	28	8	10	543	3,273
58	2,346	66	21	5	5	404	2,847
59	2,677	83	25	11	7	437	3,240
60	2,292	75	26	8	10	651	3,062
61	1,681	57	16	6	5	320	2,085
62	3,248	129	19	4	4	420	3,824
63	3,961	145	58	5	15	736	4,920
64	2,415	70	20	5	7	397	2,914
65	2,883	87	32	9	2	428	3,441
TOTALS	51,407	2,279	545	145	172	9,657	64,205




D.C. BOARD OF ELECTIONS
MONTHLY REPORT OF VOTER REGISTRATION STATISTICS



WARD 5 REGISTRATION SUMMARY
AS OF JUNE 30, 2019

PRECINCT	DEM	REP	STG	LIB	OTH	NP	TOTALS
19	4,795	231	70	22	21	1,068	6,207
44	3,045	239	33	14	16	717	4,064
66	4,848	120	45	15	17	711	5,756
67	2,946	103	23	7	8	462	3,549
68	2,044	168	23	11	12	430	2,688
69	2,181	78	19	5	10	315	2,608
70	1,567	70	24	1	5	261	1,928
71	2,535	75	23	9	10	412	3,064
72	4,601	164	43	17	30	809	5,664
73	2,033	103	23	8	7	385	2,559
74	5,148	289	62	22	21	1,111	6,653
75	4,371	248	48	26	20	918	5,631
76	1,860	117	28	10	11	448	2,474
77	3,102	124	35	10	13	607	3,891
78	3,167	106	43	9	15	559	3,899
79	2,244	87	25	4	13	445	2,818
135	3,252	186	41	15	17	654	4,165
139	2,679	82	16	5	5	379	3,166
TOTALS	56,418	2,590	624	210	251	10,691	70,784




D.C. BOARD OF ELECTIONS
MONTHLY REPORT OF VOTER REGISTRATION STATISTICS



WARD 6 REGISTRATION SUMMARY
AS OF JUNE 30, 2019

PRECINCT	DEM	REP	STG	LIB	OTH	NP	TOTALS
1	5,033	658	43	34	18	1,473	7,259
18	5,201	398	45	23	18	1,244	6,929
21	1,261	66	10	9	1	269	1,616
81	4,882	395	50	22	21	1,046	6,416
82	2,675	282	26	16	5	660	3,664
83	6,481	869	48	53	29	1,761	9,241
84	2,064	428	19	13	11	573	3,108
85	2,847	531	19	15	7	781	4,200
86	2,311	267	18	10	8	455	3,069
87	2,810	305	20	10	19	644	3,808
88	2,181	306	25	10	8	510	3,040
89	2,785	640	25	24	11	823	4,308
90	1,680	238	15	9	15	511	2,468
91	4,431	456	36	25	21	1,040	6,009
127	4,435	334	48	24	23	991	5,855
128	2,742	246	27	16	8	677	3,716
130	802	322	6	5	3	285	1,423
131	3,920	1,101	35	48	19	1,302	6,425
142	2,086	295	16	22	7	605	3,031
TOTALS	60,627	8,137	531	388	252	15,650	85,585




**D.C. BOARD OF ELECTIONS
MONTHLY REPORT OF VOTER REGISTRATION STATISTICS**



**WARD 7 REGISTRATION SUMMARY
AS OF JUNE 30, 2019**

PRECINCT	DEM	REP	STG	LIB	OTH	NP	TOTALS
80	1,518	90	18	5	6	308	1,945
92	1,629	36	12	1	5	263	1,946
93	1,700	44	20	3	9	267	2,043
94	2,111	60	22	8	8	310	2,519
95	1,769	55	13	2	4	291	2,134
96	2,548	63	18	0	10	393	3,032
97	1,446	53	14	1	6	248	1,768
98	2,043	49	22	6	16	314	2,450
99	1,685	52	16	9	15	331	2,108
100	2,659	49	19	4	9	369	3,109
101	1,671	42	18	7	4	210	1,952
102	2,573	68	17	4	15	363	3,040
103	3,720	83	38	10	12	554	4,417
104	3,408	91	37	3	20	549	4,108
105	2,551	78	19	8	10	436	3,102
106	2,966	66	26	5	11	416	3,490
107	1,882	58	12	3	8	277	2,240
108	1,102	32	5	0	3	147	1,289
109	979	40	2	3	1	117	1,142
110	3,923	104	24	7	12	480	4,550
111	2,641	66	40	7	7	454	3,215
113	2,344	60	20	3	8	312	2,747
132	2,231	57	18	8	6	364	2,684
TOTALS	51,099	1,396	450	107	205	7,773	61,030




**D.C. BOARD OF ELECTIONS
MONTHLY REPORT OF VOTER REGISTRATION STATISTICS**



**WARD 8 REGISTRATION SUMMARY
AS OF JUNE 30, 2019**

PRECINCT	DEM	REP	STG	LIB	OTH	NP	TOTALS
112	2,316	64	18	1	12	373	2,784
114	4,051	161	52	19	27	805	5,115
115	2,940	95	30	7	11	663	3,746
116	4,371	104	41	8	15	727	5,266
117	2,325	52	21	7	10	406	2,821
118	2,970	84	40	5	17	473	3,589
119	2,837	111	34	8	16	512	3,518
120	2,221	51	13	4	5	341	2,635
121	3,669	83	27	11	7	559	4,356
122	1,901	54	22	1	9	311	2,298
123	2,612	217	28	19	19	509	3,404
124	2,822	76	24	5	11	419	3,357
125	4,790	113	43	5	18	845	5,814
126	4,285	155	49	10	17	844	5,360
133	1,385	45	9	1		193	1,633
134	2,328	57	25	2	4	335	2,751
140	1,955	64	13	3	12	292	2,339
TOTALS	49,778	1,586	489	116	210	8,607	60,786



D.C. BOARD OF ELECTIONS
MONTHLY REPORT OF VOTER REGISTRATION STATISTICS



CITYWIDE REGISTRATION ACTIVITY

For voter registration activity between 05/31/2019 and 06/30/2019

NEW REGISTRATIONS	DEM	REP	STG	LIB	OTH	NP	TOTAL
BEGINNING TOTALS	391679	31237	3875	1650	1607	88027	518075
Board of Elections Over the Counter	8	2	0	0	0	3	13
Board of Elections by Mail	21	5	0	0	1	10	37
Online Registration	32	5	1	1	1	9	49
Department of Motor Vehicle	639	94	8	9	1	492	1243
Department on Disability Services	3	0	0	0	0	0	3
Office of Aging	0	0	0	0	0	0	0
Federal Postcard Application	0	0	0	0	0	0	0
Department of Parks and Recreation	0	0	0	0	0	0	0
Nursing Home Program	0	0	0	0	0	0	0
Dept. of Youth Rehabilitative Services	3	0	0	0	0	0	3
Department of Corrections	0	0	0	0	0	0	0
Department of Human Services	5	0	0	0	0	3	8
Special / Provisional	0	0	0	0	0	0	0
All Other Sources	59	4	0	0	0	31	94
+ TOTAL NEW REGISTRATIONS	770	110	9	10	3	548	1450

ACTIVATIONS							
Reinstated from Inactive Status	217	12	4	2	1	57	293
Administrative Corrections	1212	154	4	21	1	186	1578
+ TOTAL ACTIVATIONS	1429	166	8	23	2	243	1871

DEACTIVATIONS							
Changed to Inactive Status	174	19	2	1	0	41	237
Moved Out Of District (Deleted)	0	0	0	0	0	0	0
Felon (Deleted)	33	3	1	0	0	9	46
Deceased (Deleted)	27	2	0	0	0	2	31
Administrative Corrections	154	9	1	0	1	54	219
- TOTAL DEACTIVATIONS	388	33	4	1	1	106	533

AFFILIATION CHANGES							
+ Changed To Party	426	57	32	22	4	527	
- Changed From Party	-316	-105	-26	-7	-19	-367	
ENDING TOTALS	393600	31432	3894	1697	1596	88872	521091