




**D.C. BOARD OF ELECTIONS
MONTHLY REPORT OF VOTER REGISTRATION STATISTICS**



**CITYWIDE REGISTRATION SUMMARY
AS OF MARCH 31, 2020**

WARD	DEM	REP	STG	LIB	OTH	NP	TOTALS
1	46,538	2,784	572	256	169	11,495	61,814
2	31,307	5,129	225	253	131	10,693	47,738
3	38,411	5,441	334	241	119	11,086	55,632
4	48,186	2,088	512	157	154	9,330	60,427
5	52,914	2,422	582	231	234	10,257	66,640
6	57,342	7,509	501	394	217	14,706	80,669
7	47,790	1,414	483	117	197	8,009	58,010
8	46,124	1,563	494	138	186	8,820	57,325
TOTALS	368,612	28,350	3,703	1,787	1,407	84,396	488,255
<i>Percentage By Party</i>	<i>75.49%</i>	<i>5.81%</i>	<i>.76%</i>	<i>.37%</i>	<i>.29%</i>	<i>17.28%</i>	<i>100.00%</i>


District of Columbia
BOARD OF ELECTIONS
Monthly Report
of
VOTER REGISTRATION STATISTICS
and
REGISTRATION TRANSACTIONS
as of the end of
MARCH 31, 2020
Covering Citywide Totals by:
WARD, PRECINCT AND PARTY



1015 Half Street SE Suite 750
 Washington, DC 20003
 (202) 727-2525
<http://www.dcboe.org>



D.C. BOARD OF ELECTIONS
MONTHLY REPORT OF VOTER REGISTRATION STATISTICS




WARD 1 REGISTRATION SUMMARY
AS OF MARCH 31, 2020

PRECINCT	DEM	REP	STG	LIB	OTH	NP	TOTALS
20	1,670	40	11	9	9	306	2,045
22	3,903	397	24	23	10	1,046	5,403
23	2,984	208	39	20	10	771	4,032
24	2,729	239	29	32	5	778	3,812
25	4,002	389	44	20	11	1,025	5,491
35	3,738	186	56	18	13	845	4,856
36	4,409	231	44	18	16	1,039	5,757
37	3,731	182	34	20	24	880	4,871
38	2,999	139	40	12	13	767	3,970
39	4,116	171	61	16	14	978	5,356
40	3,649	173	64	18	7	928	4,839
41	3,806	175	74	22	20	1,048	5,145
42	1,849	88	25	10	6	476	2,454
43	1,846	72	21	8	6	369	2,322
137	1,107	94	6	10	5	239	1,461
TOTALS	46,538	2,784	572	256	169	11,495	61,814



**D.C. BOARD OF ELECTIONS
MONTHLY REPORT OF VOTER REGISTRATION STATISTICS**




**WARD 2 REGISTRATION SUMMARY
AS OF MARCH 31, 2020**

PRECINCT	DEM	REP	STG	LIB	OTH	NP	TOTALS
2	920	159	8	7	7	505	1,606
3	1,798	350	11	17	11	704	2,891
4	2,100	491	10	18	8	808	3,435
5	2,115	534	17	26	11	817	3,520
6	2,455	700	18	22	17	1,259	4,471
13	1,294	198	7	8	5	424	1,936
14	2,592	367	17	25	5	789	3,795
15	3,123	312	29	25	10	873	4,372
16	3,368	405	30	24	14	899	4,740
17	4,800	563	30	41	19	1,435	6,888
129	2,564	387	14	14	10	959	3,948
141	2,547	305	19	15	7	623	3,516
143	1,631	358	15	11	7	598	2,620
TOTALS	31,307	5,129	225	253	131	10,693	47,738



D.C. BOARD OF ELECTIONS
MONTHLY REPORT OF VOTER REGISTRATION STATISTICS




WARD 3 REGISTRATION SUMMARY
AS OF MARCH 31, 2020

PRECINCT	DEM	REP	STG	LIB	OTH	NP	TOTALS
7	1,295	360	10	10	3	549	2,227
8	2,412	555	22	13	10	828	3,840
9	1,252	441	8	11	7	513	2,232
10	1,870	341	18	13	7	685	2,934
11	3,482	664	39	41	17	1,222	5,465
12	510	159	1	3	2	220	895
26	3,008	327	22	18	8	858	4,241
27	2,366	217	24	8	2	548	3,165
28	2,475	382	29	18	10	788	3,702
29	1,316	152	13	8	5	393	1,887
30	1,248	173	12	4	3	304	1,744
31	2,408	282	14	11	10	574	3,299
32	2,778	258	29	13	10	599	3,687
33	2,837	244	24	11	5	656	3,777
34	3,985	325	31	17	7	1,066	5,431
50	2,153	272	16	16	6	536	2,999
136	878	66	9	4	1	253	1,211
138	2,138	223	13	22	6	494	2,896
TOTALS	38,411	5,441	334	241	119	11,086	55,632



D.C. BOARD OF ELECTIONS
MONTHLY REPORT OF VOTER REGISTRATION STATISTICS




WARD 4 REGISTRATION SUMMARY
AS OF MARCH 31, 2020

PRECINCT	DEM	REP	STG	LIB	OTH	NP	TOTALS
45	2,270	56	29	15	6	388	2,764
46	2,974	96	34	13	13	555	3,685
47	3,435	135	38	10	16	744	4,378
48	2,731	120	32	6	3	565	3,457
49	922	37	9	2	8	217	1,195
51	3,252	472	20	11	10	645	4,410
52	1,244	137	10	4	2	240	1,637
53	1,219	63	22	5	4	251	1,564
54	2,178	71	32	3	5	417	2,706
55	2,395	77	19	6	13	430	2,940
56	3,181	97	36	21	13	676	4,024
57	2,224	57	19	9	10	492	2,811
58	2,174	65	19	5	5	381	2,649
59	2,486	75	25	8	7	421	3,022
60	2,175	68	28	8	9	643	2,931
61	1,570	63	17	6	5	304	1,965
62	3,075	111	22	6	2	439	3,655
63	3,707	140	53	6	15	693	4,614
64	2,279	62	17	5	7	402	2,772
65	2,695	86	31	8	1	427	3,248
TOTALS	48,186	2,088	512	157	154	9,330	60,427



**D.C. BOARD OF ELECTIONS
MONTHLY REPORT OF VOTER REGISTRATION STATISTICS**




**WARD 5 REGISTRATION SUMMARY
AS OF MARCH 31, 2020**

PRECINCT	DEM	REP	STG	LIB	OTH	NP	TOTALS
19	4,673	221	64	32	22	1,050	6,062
44	2,716	193	32	14	13	658	3,626
66	4,546	120	38	15	15	708	5,442
67	2,745	98	22	8	8	454	3,335
68	1,905	162	22	10	12	409	2,520
69	2,052	75	15	6	7	302	2,457
70	1,476	61	24	4	6	256	1,827
71	2,406	70	30	12	11	417	2,946
72	4,294	149	40	16	24	773	5,296
73	1,883	96	18	11	8	375	2,391
74	4,833	284	64	20	22	1,055	6,278
75	4,107	212	41	25	16	836	5,237
76	1,650	123	19	12	13	402	2,219
77	2,918	119	30	8	12	558	3,645
78	2,944	104	42	10	12	534	3,646
79	2,099	88	23	5	13	457	2,685
135	3,036	162	35	16	14	620	3,883
139	2,631	85	23	7	6	393	3,145
TOTALS	52,914	2,422	582	231	234	10,257	66,640



D.C. BOARD OF ELECTIONS
MONTHLY REPORT OF VOTER REGISTRATION STATISTICS




WARD 6 REGISTRATION SUMMARY
AS OF MARCH 31, 2020

PRECINCT	DEM	REP	STG	LIB	OTH	NP	TOTALS
1	4,641	562	36	29	19	1,366	6,653
18	4,825	360	47	22	15	1,127	6,396
21	1,151	58	8	9	3	267	1,496
81	4,546	358	46	22	19	970	5,961
82	2,524	255	24	15	4	613	3,435
83	3,417	413	27	31	19	859	4,766
84	1,970	375	18	12	9	529	2,913
85	2,668	499	19	15	5	723	3,929
86	2,185	231	17	8	9	410	2,860
87	2,580	277	14	13	13	601	3,498
88	2,032	280	23	9	7	458	2,809
89	2,694	577	22	18	9	780	4,100
90	1,606	228	18	9	13	488	2,362
91	4,192	399	34	21	17	951	5,614
127	4,113	314	47	23	17	921	5,435
128	2,507	221	26	13	7	643	3,417
130	753	277	6	5	3	256	1,300
131	3,884	1,130	37	50	15	1,302	6,418
142	2,130	296	15	29	4	608	3,082
144	2,924	399	17	41	10	834	4,225
TOTALS	57,342	7,509	501	394	217	14,706	80,669



D.C. BOARD OF ELECTIONS
MONTHLY REPORT OF VOTER REGISTRATION STATISTICS




WARD 7 REGISTRATION SUMMARY
AS OF MARCH 31, 2020

PRECINCT	DEM	REP	STG	LIB	OTH	NP	TOTALS
80	1,421	92	18	6	8	290	1,835
92	1,486	34	16	2	5	252	1,795
93	1,614	47	21	2	8	281	1,973
94	1,969	57	21	6	6	329	2,388
95	1,607	55	14	4	6	289	1,975
96	2,337	71	21	3	10	396	2,838
97	1,363	57	20	3	6	261	1,710
98	1,944	51	23	7	15	329	2,369
99	1,566	51	17	9	13	351	2,007
100	2,543	46	24	7	6	387	3,013
101	1,494	46	17	7	5	218	1,787
102	2,504	66	25	3	15	386	2,999
103	3,419	95	36	8	12	570	4,140
104	3,213	92	38	4	17	565	3,929
105	2,450	78	19	7	12	459	3,025
106	2,783	69	28	4	10	443	3,337
107	1,690	63	16	4	7	276	2,056
108	1,028	28	4	0	3	138	1,201
109	923	31	3	3	1	130	1,091
110	3,737	103	26	7	10	490	4,373
111	2,478	65	35	11	8	471	3,068
113	2,193	55	21	6	8	317	2,600
132	2,028	62	20	4	6	381	2,501
TOTALS	47,790	1,414	483	117	197	8,009	58,010



D.C. BOARD OF ELECTIONS
MONTHLY REPORT OF VOTER REGISTRATION STATISTICS




WARD 8 REGISTRATION SUMMARY
AS OF MARCH 31, 2020

PRECINCT	DEM	REP	STG	LIB	OTH	NP	TOTALS
112	2,138	58	20	1	8	356	2,581
114	3,992	173	52	22	22	922	5,183
115	2,699	91	31	9	12	653	3,495
116	4,004	101	46	10	15	731	4,907
117	2,208	56	21	9	7	432	2,733
118	2,799	83	41	7	16	502	3,448
119	2,556	106	33	9	17	504	3,225
120	2,139	51	10	7	4	358	2,569
121	3,361	97	27	11	5	572	4,073
122	1,766	66	21	2	9	325	2,189
123	2,372	201	28	17	13	506	3,137
124	2,532	70	19	6	12	408	3,047
125	4,404	106	46	8	15	841	5,420
126	3,884	137	53	13	15	852	4,954
133	1,300	45	8	2		201	1,556
134	2,142	57	28	1	4	340	2,572
140	1,828	65	10	4	12	317	2,236
TOTALS	46,124	1,563	494	138	186	8,820	57,325



D.C. BOARD OF ELECTIONS
MONTHLY REPORT OF VOTER REGISTRATION STATISTICS



CITYWIDE REGISTRATION ACTIVITY

For voter registration activity between 02/29/2020 and 03/31/2020

NEW REGISTRATIONS	DEM	REP	STG	LIB	OTH	NP	TOTAL
BEGINNING TOTALS	376856	28577	3662	1799	1373	85173	497440
Board of Elections Over the Counter	26	0	0	0	0	1	27
Board of Elections by Mail	74	0	0	0	0	0	74
Online Registration	505	5	0	0	3	20	533
Department of Motor Vehicle	1332	60	3	2	0	106	1503
Department on Disability Services	1	0	1	0	0	0	2
Office of Aging	0	0	0	0	0	0	0
Federal Postcard Application	0	0	0	0	0	0	0
Department of Parks and Recreation	0	0	0	0	0	0	0
Nursing Home Program	0	0	0	0	0	0	0
Dept. of Youth Rehabilitative Services	0	0	0	0	0	0	0
Department of Corrections	0	0	0	0	0	0	0
Department of Human Services	2	0	0	0	0	1	3
Special / Provisional	0	0	0	0	0	0	0
All Other Sources	79	0	0	0	0	3	82
+ TOTAL NEW REGISTRATIONS	2020	65	4	2	3	131	2225

ACTIVATIONS							
Reinstated from Inactive Status	264	3	2	0	0	8	277
Administrative Corrections	1	0	50	0	39	0	90
+ TOTAL ACTIVATIONS	265	3	52	0	39	8	367

DEACTIVATIONS							
Changed to Inactive Status	6770	1	0	0	0	7	6778
Moved Out Of District (Deleted)	0	0	0	0	0	0	0
Felon (Deleted)	0	0	0	0	0	0	0
Deceased (Deleted)	0	0	0	0	0	0	0
Administrative Corrections	4109	234	0	12	0	876	5231
- TOTAL DEACTIVATIONS	10879	235	0	12	0	883	12009

AFFILIATION CHANGES							
+ Changed To Party	592	60	16	18	8	469	
- Changed From Party	-242	-120	-31	-20	-16	-502	
ENDING TOTALS	368612	28350	3703	1787	1407	84396	488255